

device.

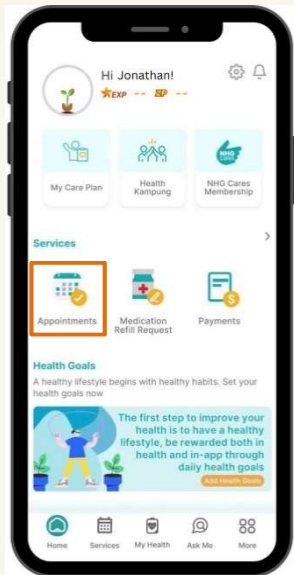
REGISTER ON-THE-GO!

MANAGE YOUR HEALTH MATTERS ANYTIME, ANYWHERE

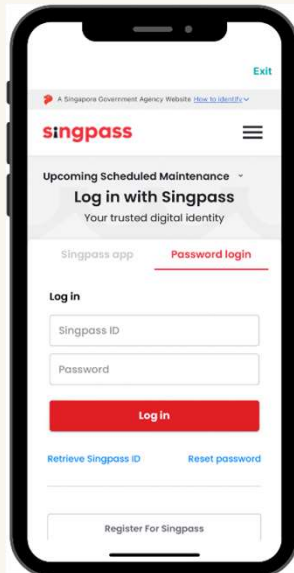


Register at your convenience to skip the queue

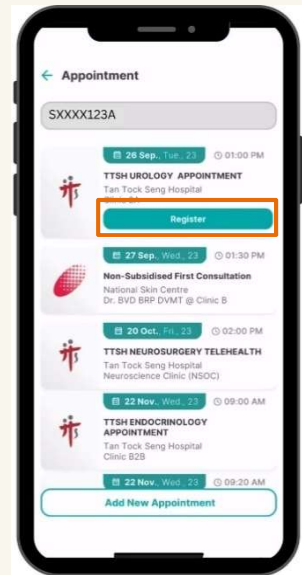
2 Tap on "Appointments".



3 Log in with SingPass.

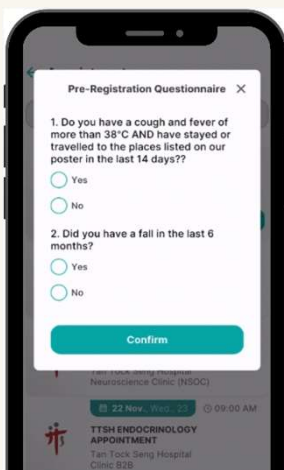


4 Tap on "Register".

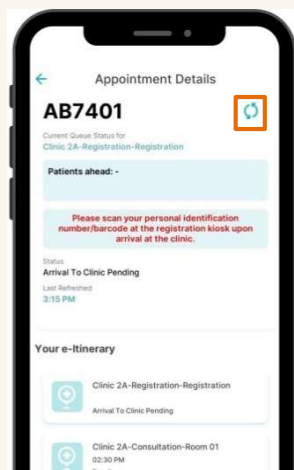


View and monitor your queue status anywhere

5 Answer the pre-registration screening questions.



6 Your e-itinerary for the day will be generated. Tap the refresh button to refresh your queue status.



7 Upon arrival at clinic, scan your barcode at the self-registration kiosk.

